

Ash, Silky / Species Information

The Species

Flooring Trade Name: Silky Ash
Botanical Name: Couratari, spp
Lumber Name: Tauari
Grows In: Brazil, Venezuela, through to Costa Rica



Products Available in Silky Ash

View WFI's Silky Ash / Products on the web for a listing of all the products available in this species.

Description

Silky Ash is a pale straw-tan-colored hardwood with medium graining and a fine luster.

Color Range and Color Change

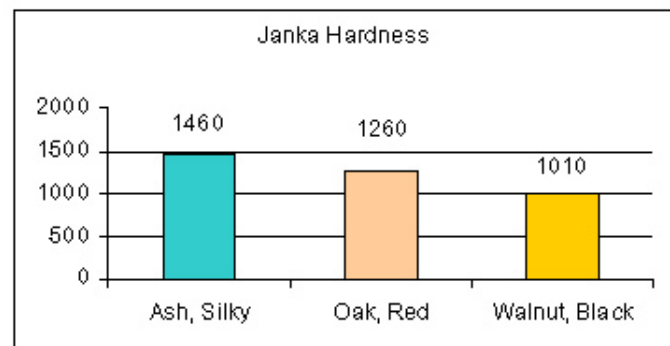
Color Range: Silky Ash has a medium range of color, varying from a pale straw-yellow color through to a medium brown color.

Color Change: Silky Ash exhibits a medium degree of color change as this wood ages to a slightly darker tan color over time.

View WFI's Silky Ash Photo Page for photos of the typical color range and change to be expected, as well as the various grades offered.

Hardness

Silky Ash is 115% as hard as red oak (1460 on the Janka scale vs. 1260 for red oak).





the world's finest wood floors !
 1810 Underwood Blvd.
 Delran, NJ 08075 USA
 856-764-2501
 Warehouses:
 Philadelphia and Los Angeles

WFI's Reference Manual		
Chapter:	Technical Information	
Section:	Individual Species Sheets	
Page Title:	Ash, Silky / Species Information	
Page #:	20 of 283	May 2004

Ash, Silky / Species Information

Where to Use

Silky Ash may be used both residentially and commercially wherever its rich medium brown tones are desired.

Installation

Access the proper Installation Instructions in our WFI Reference Manual or on our web site at www.wflooring.com for the flooring format you've chosen this species in.

Special Characteristics / Issues Specific to this Species

Stability: average, similar to Red Oak. For additional information, see: WFI's Wood Properties Chart on the WFI Downloads page.

Finish Issues: (for site sanding/finishing only) - none known at this time. See: WFI's Finish Recommendations on the WFI Downloads page before commencing any site finishing.

Safety/Allergic Reaction Issues: Possible Respiratory Allergic Reaction Potential from dust - see WFI's Material Safety on the WFI Downloads page for safety issues with wood dust.

Other Characteristics/Issues specific to this species: none known at this time - see Feedback / Silky Ash on the WFI Site Map to see what others may have recently experienced with this species.

Note

WFI's Web Site at www.wflooring.com / Technical Info contains detailed technical comparative information on this species as well as Installation/Finishing/Safety Instructions and Warranty Information on each flooring format we supply this species in. If you are viewing a "hard copy" of this document, please note that all underlined items on these pages are linked to different sections of our web site. Please be sure to review this information prior to ordering and before installing by accessing our web site and looking up the appropriate sections.

Additional Technical Information on this species can be accessed from the links below:
[U.S. Forest Products Laboratory - Silky Ash only](#)
[U.S. Forest Products Laboratory - to access all species](#)



the world's finest wood floors !
 1810 Underwood Blvd.
 Delran, NJ 08075 USA
 856-764-2501
 Warehouses:
 Philadelphia and Los Angeles

WFI's Reference Manual		
Chapter:	Technical Information	
Section:	Individual Species Sheets	
Page Title:	Ash, Silky / Products	
Page #:	21 of 283	May 2004

Ash, Silky / Products

Products Available in Ash, Silky

WFI Solid Pre-finished Plank RL (12" - 84") w/MicroBeveled Edges & Ends									
Availability*				Thickness	Face Width	Length	Grade	Sqft Bundle/Pallet	Weight per Sqft
1	2	3	4						
X				3/4"	3"	RL 12" - 84"	select	21.0 sqft / 1008 sqft	3.5 lbs
X				3/4"	5"	RL 12" - 84"	select	17.5 sqft / 980 sqft	3.5 lbs
WFI MultiPly - Designer Collection RL (12" - 42") w/Ultra MicroEased edges & Square ends									
Availability*				Thickness	Face Width	Length	Grade	Sqft Bundle/Pallet	Weight per Sqft
1	2	3	4						
X				3/8"	3"	RL 12" - 42"	select	26.0 sqft / 1092 sqft	1.8 lbs
WFI MultiPly - Classic Collection RL (12" - 48") w/Ultra MicroEased edges & Square ends									
Availability*				Thickness	Face Width	Length	Grade	Sqft Bundle/Pallet	Weight per Sqft
1	2	3	4						
X				5/16"	3"	RL 12" - 48"	select	40.sqft / 2520 sqft	1.25 lbs
X				5/16"	5"	RL 12" -48"	select	28.30 sqft / 2264 sqft	1.25 lbs








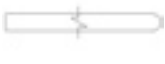

the world's finest wood floors !
 1810 Underwood Blvd.
 Delran, NJ 08075 USA
 856-764-2501
 Warehouses:
 Philadelphia and Los Angeles

WFI's Reference Manual	
Chapter:	Technical Information
Section:	Individual Species Sheets
Page Title:	Ash, Silky / Products
Page #:	21 of 283 May 2004

Ash, Silky / Products

Products Available in Ash, Silky

Accessory Moldings - matching floor trim including nosing, reducers, stair parts, etc. (Not all accessories are available in each species - Please refer to accessory pages for availability.)

						
Nosing	Reducers	Base Shoe	T-Mold	End Cap	Stair Treads	Stair Risers

Note:

RL = Random Length

You can access complete technical information on each flooring format offered by visiting our web site at: www.wflooring.com

* Availability	
1	Stock - Items WFI normally keeps in stateside inventory for immediate shipment. Note: always check for availability and lead times prior to ordering as stock levels vary.
2	Can be Ordered - Items which our overseas mills can produce to your order - allow four to ten weeks for delivery, always calling first to confirm lead times.
3	Custom - Available from lumber already stateside, which WFI then custom mills to your order. Allow two to six weeks for delivery and call first to confirm. Other sizes are available on request.
4	Not Available - Items/species which are temporarily unavailable from WFI but which we expect to offer shortly. Call to confirm future availability.



the world's finest wood floors !
1810 Underwood Blvd.
Delran, NJ 08075 USA
856-764-2501
Warehouses:
Philadelphia and Los Angeles

WFI's Reference Manual		
Chapter:	Technical Information	
Section:	Individual Species Sheets	
Page Title:	Ash, Silky / Photos	
Page #:	22 of 283	May 2004

Ash, Silky / Photos

Close-up Species Photos




Silky Ash
Close-up of the Flat Sawn Graining



Silky Ash
Close-up of the Straight Grain / Quartered Graining

Grading



Silky Ash
WFI Solid Pre-finished Collection
select grade



the world's finest wood floors !
 1810 Underwood Blvd.
 Delran, NJ 08075 USA
 856-764-2501
 Warehouses:
 Philadelphia and Los Angeles

WFI's Reference Manual		
Chapter:	Technical Information	
Section:	Individual Species Sheets	
Page Title:	Ash, Silky / Photos	
Page #:	23 of 283	May 2004

Ash, Silky / Photos

Stained/color tinted products




Silky Ash
WFI MultiPly - Designer Collection
select grade

Color change and other Issues Specific to this Species



Silky Ash
WFI MultiPly - Designer Collection
color change



Silky Ash
WFI MultiPly - Classic Collection
color change

While these photos attempt to represent the color and graining of each species, the limitations of print to actually duplicate the look is impossible. Always make your flooring choice from actual samples of the wood and use these photos only as a reference to approximate the color, color range and color change to be found in each species. To order Hand Samples visit www.wflooring.com/SampleStore or call us at 856-764-2501.



the world's finest wood floors !
 1810 Underwood Blvd.
 Delran, NJ 08075 USA
 856-764-2501
 Warehouses:
 Philadelphia and Los Angeles

WFI's Reference Manual

Chapter:	Technical Information	
Section:	Individual Species Sheets	
Page Title:	Ash, Silky / Photos	
Page #:	23 of 283	May 2004

Ash, Silky / Photos

Color change and other Issues Specific to this Species



Silky Ash
WFI Solid Pre-finished Collection
color change



Silky Ash
WFI MultiPly - Classic Collection
pin knot

Room Scene Photos



Silky Ash
WFI Solid Pre-finished Collection
room scene



Silky Ash
WFI MultiPly - Classic Collection
room scene

While these photos attempt to represent the color and graining of each species, the limitations of print to actually duplicate the look is impossible. Always make your flooring choice from actual samples of the wood and use these photos only as a reference to approximate the color, color range and color change to be found in each species. To order Hand Samples visit www.wflooring.com/SampleStore or call us at 856-764-2501.